



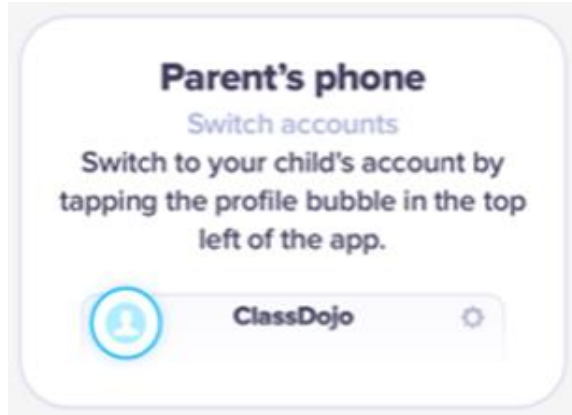
HOW TO ACCESS
PORTFOLIOS

Step 1

You child will need to log in to their account. This can be done in two ways:

By using the app on a parent's phone.

Please make sure your child is logged into their account and is not accessing the parent area on ClassDojo.



By using a device with a camera.

1. Open the app or go to www.classdojo.com
2. Enter as a student.
3. Scan the QR code that was sent home with your home learning pack.

If you unable to access your portfolio using these methods, then please contact your class teacher for a log in link.

When you receive the link copy and paste it into a web browser. Please save this link so you are able to access your portfolio independently.

Home page view

Features:

- Portfolio tool bar
- Dojo monster
- To Do
- Dojo Points
- Stories

ClassDojo

Home Portfolio

Ralph Badgers

Photo Video Draw File Journal

To Do

Using Apostrophes
Read the tip at the top of the activity in the blog. Write the answers in your home learning book. This is the work for Tuesday and Wednesday. You can do it all on one day if you want to. **Start**

Wed, Apr 8

Maths 31.03.2020
Upload today's maths to your portfolio. **Start**

Wed, Apr 8

Stories

Ms. Whiting Apr 3
Kestrels 2019/2020

2019-2020 Year 4 Easter Activities.pdf
136KB

Hello Kestrels and Falcons

We would like to wish you a happy Easter break. Here are some fun activities to keep you busy over the next 2 weeks.


Dojo Monster




You can change the appearance of your monster. Click on the pencil to edit

Dojo Points






My stories

 Kestrels 2019/2020 4

 Add a class

 [View Report](#)

These are your dojo points. You can see how many you have earned.

Portfolio tool bar	
 Photo	Take a photo. Some people are only able to take selfies. If you are trying to take a photo of your work, please take the photo first and then upload it as a file.
 Video	Record a video. Please do not use this at the moment.
 Draw	Draw a picture.
 File	This is where you can upload a file. Once you have taken a clear picture of your work, you can upload it using this link. If you have the ability to scan the <u>work</u> you may do this and then upload the file.
 Journal	This is a word processor for you to type in.

To Do

Using Apostrophes

Read the tip at the top of the activity in the blog. Write the answers in your home learning book. This is the work for Tuesday and Wednesday. You can do it all on one day if you want to.

[Start](#)

Wed, Apr 8

Maths 31.03.2020

Upload today's maths to your portfolio.

[Start](#)

Wed, Apr 8

These are tasks set by your teacher. You can complete them and then hand them in. If it asks for a photo then please take a photo of your work first and then upload as a file.

Stories



Ms. Whiting
Kestrels 2019/2020

Apr 3



2019-2020 Year 4 Easter Activities.pdf
136KB

Hello Kestrels and Falcons

We would like to wish you a happy Easter break. Here are some fun activities to keep you busy over the next 2 weeks.

This is our class story. You can find your daily instructions here and you can see any important messages from you teachers.

Portfolio view

Features:

- To Do

These are activities set by the teacher. You can add a photo of the work here and then it will be saved into your portfolio once approved.

- My Portfolio

This is a record of your work.

The screenshot shows the ClassDojo interface for a user named Ralph Badgers. At the top, there is a navigation bar with the ClassDojo logo, a 'Home' button, a 'Portfolio' button (which is highlighted), and the user's name 'Ralph Badgers' with a dropdown arrow. Below the navigation bar, there is a 'To Do' section with two large dashed boxes, each containing a blue plus sign. Below these boxes are two activity cards: 'Using Apostrophes' (Mon 30 Mar) and 'Maths 31.03.2020' (Tue 31 Mar). Below the 'To Do' section is a 'My Portfolio' section with a blue plus sign icon. There are three portfolio items: 'Apr 08' with a list of grammar rules ('I'm = I am', 'Don't = do not', 'They're = they are'), 'Apr 02' with the word 'Hello', and 'Mar 19' with a photo of a handwritten note titled 'Test Activity' containing two questions: 'a) We can go out soon.' and 'b) Where are we going?'.

Helpful Hints

- Make sure your child is logged into their account and **not yours**.
- If you cannot turn the camera around, take a photo of the work and then upload as a file instead of a photo.
- If you have a scanner or scanning app then this can also be used to upload the work. Some iPhones have a scanner in the notes app.
- Please do check everything your child is sending!
- Please only message teachers during the school day. (8.30-16.00)
- Notifications. Please check your settings and change these to suit you and your family.